

Installation and Operating Instructions

1804100 Truck Bed Extender

Load Capacity	350 lbs.
Vehicle Hitch Receiver Size	2" (Hitch requires a Class III or Class IV tow rating)
Hitch Pin Size	5/8" dia.

⚠ WARNING

- Do not attempt to assemble the accessory to your vehicle unless you fully understand these installation instructions. Please direct any questions regarding installation to the dealer from where the product was purchased.
- Off-road conditions can be much more rigorous and will lower the stated load capacity. Extreme care must be taken in off road conditions.
- This accessory must be removed when vehicle is put through an automatic car wash.
- Always ensure you fasten your load securely. It is your responsibility to properly secure the load.
- Sensitivity to Crosswinds, Behavior in Curves and Braking.
 - Remember that the handling characteristics of your vehicle will change when transporting an extended load.
 - Exercise extreme care when transporting wind-resisting loads; special consideration must be taken into account when braking and braking distance.
- All hitch pin connections should be checked after driving a short distance when you first install your Bed Extender and again at regular intervals (every 1000k (621mi) is recommended). Depending on road conditions, usage, and loading your frequency may be less than this recommendation.



Usage

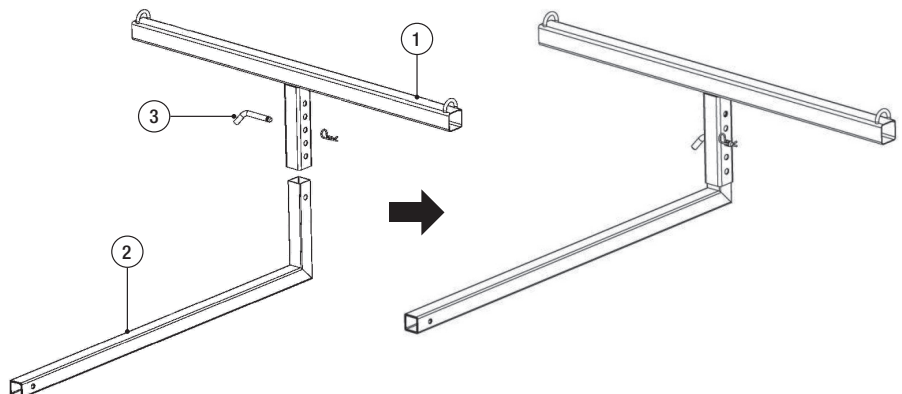
Ideal for short-bed trucks, SUVs, vans, utility vehicles, and all other vehicles capable of hauling a load. The Truck Bed Extender can be used to transport the following items:

- Lumber
- Canoes
- Extension ladders
- Oversized sheets of plywood and drywall
- Utilize it as an extended workspace/bench
- Create additional space for your hunting gear and supplies

The Truck Bed Extender can be assembled two different configurations depending on your load length or height.

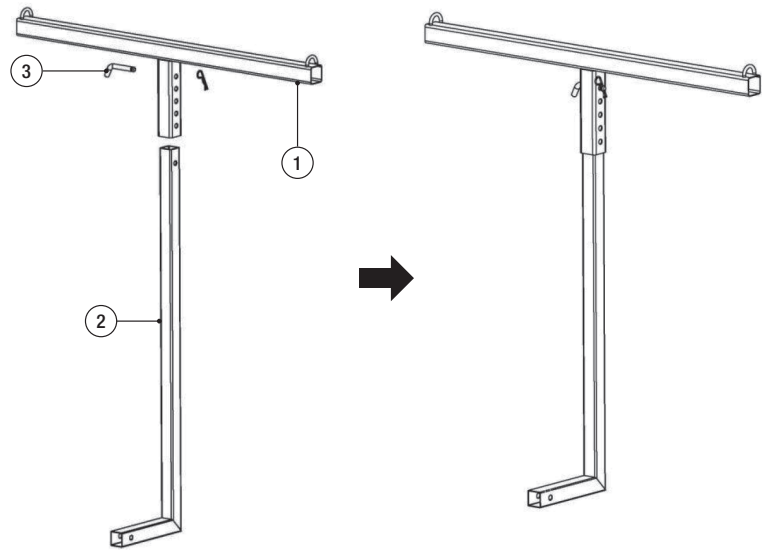
ASSEMBLY OPTION 1

1. With the short end of the L-Extension (2) facing up, slide the T-Support (1) over the L-Extension (2).
2. The T-Support (1) has 5 holes to change the height. Adjust the T-Support to the appropriate height to match your vehicle. Line up the hole on the T-Support (1) with the desired hole on the L-Extension (2).
3. Insert the hitch pin (3) through the T-Support (1) and the L-Extension (2), secure with cotter pin (4).
4. Insert the second hitch pin (3) thru vehicle receiver hitch to secure L-Extension to vehicle. Secure with cotter pin (4).
5. Pull on the L-Extension (2) and the T-Support (1) to make certain they are properly locked in place

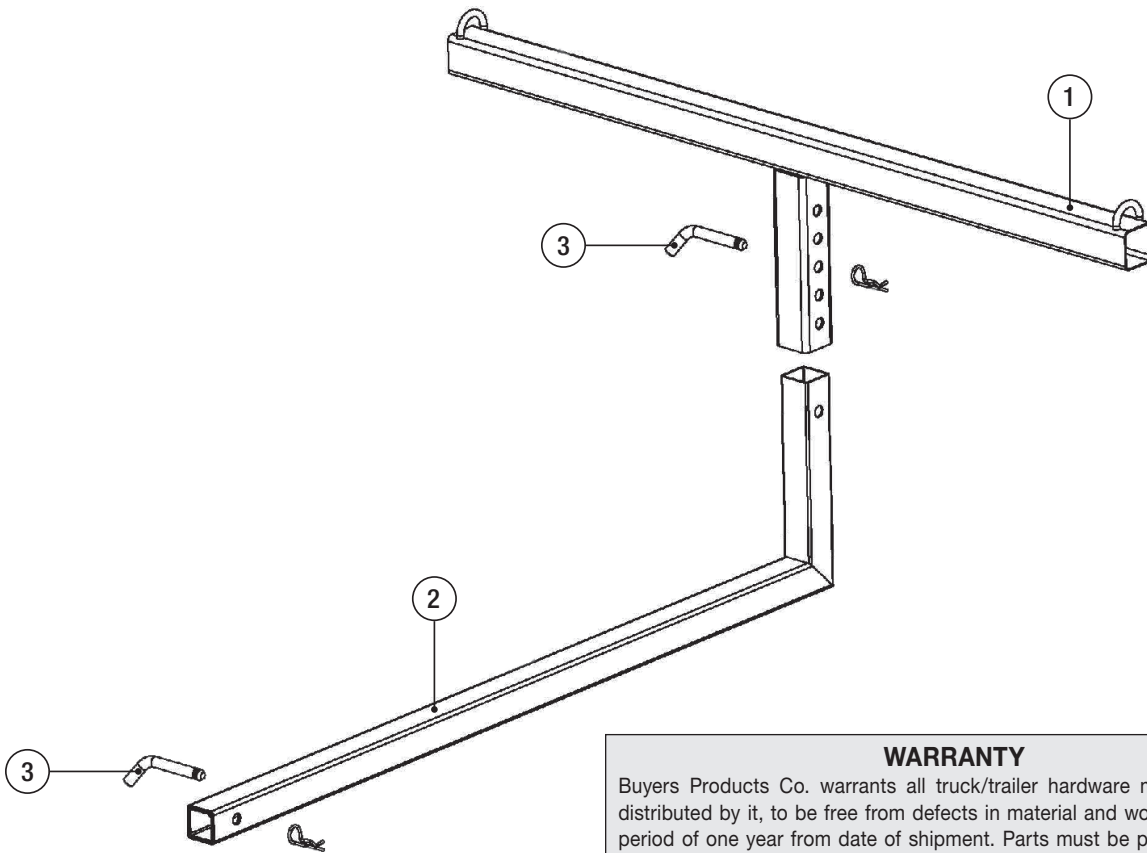


ASSEMBLY OPTION 2

1. With the long end of the L-Extension (2) facing up, slide the T-Support (1) over the L-Extension (2).
2. The T-Support (1) has 5 holes to change the height. Adjust the T-Support to the appropriate height to match your vehicle. Line up the hole on the T-Support (1) with the desired hole on the L-Extension (2).
3. Insert the pin lock (3) through the T-Support (1) and the L-Extension (2), secure with cotter pin (4).
4. Insert the second hitch pin (3) thru vehicle receiver hitch to secure L-Extension to vehicle. Secure with cotter pin (4).
5. Pull on the L-Extension (2) and the T-Support (1) to make certain they are properly locked in place



Bill of Materials



Bill of Materials

ITEM	PART NO.	QTY.	DESCRIPTION
1	3053670	1	T-Support
2	3053669	1	L-Extension
3	HP6253WC	2	5/8" Hitch Pin with Cotter

WARRANTY

Buyers Products Co. warrants all truck/trailer hardware manufactured or distributed by it, to be free from defects in material and workmanship for a period of one year from date of shipment. Parts must be properly installed and used under normal conditions. Any product which has been altered, including modification, misuse, accident or lack of maintenance will not be considered under warranty. Normal wear is excluded. The sole responsibility of Buyers Products Co. under this warranty is limited to repairing or replacing any part or parts which are returned, prepaid, and are found to be defective by Buyers Products Co. Authorization from Buyers Products Co. must be obtained before returning any part. No charges for transportation or labor performed on Buyers' products will be allowed under this warranty.