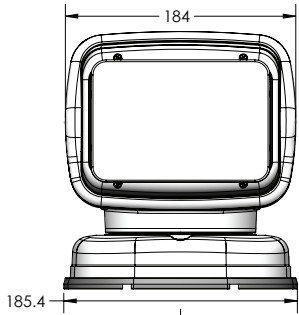


GT SERIES - LED

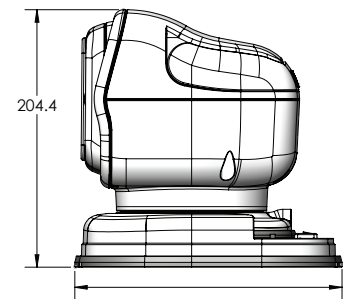
37146 Old Hwy 17 - Culbertson, NE 69040 | 800.557.0098 | golight.com



PERMANENT MOUNT
Wireless Handheld Remote
20004GT (white) 20514GT (black)

Hardwired Dash Mount Remote
20204GT (white) 20214GT (black)

Wireless Handheld &
Wireless Dash Mount Remotes
20074GT (white) 20574GT (black)

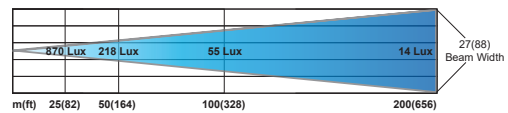


PORTABLE MODELS
Permanent Shoe
Wireless Remote - 79004GT (white)

PORTABLE MODELS
Magnetic Shoe
Wireless Handheld Remote
79014GT (white) 79514GT (black)



LED Light Beam Dimensions



Illuminance (Lux) 870 218 55 14

Peak Beam Intensity: 544,000 Candela

Maximum Beam Distance: 1,475 m / 4,839 ft
Beam Angle: 8°



- 3**
Year
Warranty
- Quality
Checked
- Hor. & Vert.
Rotation
- Weather
Resistant
- Low
Maintenance
- Low
AMP Draw
- UV
Resistant
- Remote
Control

Housing:	Heat resistant and high impact injection molded housing
	ASA Polymer (white housing) ABS Polymer (black housing)
Parts:	Nylon, Acetal Rack O-ring, Stainless Steel pinion drive
	15' 18G cord with universal cigarette lighter plug
Fasteners:	Stainless Steel
Motors:	Automotive grade 12V D.C. Stall Torque 15.6 g-cm
	No-load Speed 55.8 rpm
	Rated Output Power 1.42 W
	Stall Protected
Quality and Type of LED's:	10 High Flux LED's
	P-Vex lens technology
	8° beam angle
	Anodized Aluminum heat sink w/liquid powder-cast finish
Peak Beam Intensity:	544,000 Candela
Max Beam Distance:	4,839 ft
Voltage DC:	12V
Power Consumption:	40W
Max Current Draw:	3.7 amps
Wireless Remote Control:	Radio Frequency: 433 MHz
	> 2000 possible address codes with 7 station dip switch
	Transmitter power: 2 Duracell MN21 12v batteries
	Radio Frequency allows for remote operation up to 80 feet away
	Lamp On/Off, Directional Controls, Speed Selector
Hardwired Dash Control:	Lamp On/Off, Directional Controls
	20' of six wire cord, 10' increments as accessories
Warranty:	3 Year Limited Warranty
Mounting Options:	Permanent Mount, Portable Light/Magnetic Shoe, Portable Light/Permanent Shoe
Rockguard:	Optional Accessory