



L10 Series

Super-LED® Beacon

Providing high performance light output and powerful, long life reliability, the L10 Series features Whelen's advanced Super-LED technology.




FEATURES

- SAE Class 1 Certified
- High or low dome models
- Polycarbonate base
- Full reverse polarity protection
- 100% solid-state electronics
- Conformal coated electronics
- Hard-coated domes minimize environmental damage from sand, sun, salt, and road chemicals
- 75 SignalAlert™ flashes per minute
- SmartLED® beacon design
- DUO™ models feature two color interleaved LEDs in the same module, allowing for individual control of each color
- Available in permanent, magnetic, or magnetic/suction mount models
- Magnetic mount models are supplied with a 10' cord and cigar plug with built-in On/Off switch with LED "On" indicator and pattern control selection switch
- Permanent mount models are supplied with 6" pigtail
- Available in Amber, Blue, Red, and/or White
- Solid and split (front/rear) colors
- Rated for thousands of hours of use
- 12 VDC, for 24 VDC models contact factory
- Virtually no RFI/EMI Radiation
- Five year warranty


MODELS


| | |
|--------|--|
| L10HAP | Amber, perm/pipe hook mount, high dome |
| L10HAM | Amber, magnetic, high dome |
| L10HAV | Amber, magnetic/suction, high dome |
| L10LAP | Amber, perm/pipe hook, low dome |
| L10LAM | Amber, magnetic, low dome |
| L10LAV | Amber, magnetic/suction, low dome |
| L10H#P | Amber/White, Amber/Blue, perm/pipe hook mount, high dome |
| L10L#P | Amber/White, Amber/Blue, perm/pipe hook mount, low dome |

Replace # in model number with desired DUO color. F=Amber/White, M=Amber/Blue 
 The use of magnetic or vacuum/suction mounted beacons mounted on the roof or exterior of a vehicle in motion is at the sole discretion and risk of the user.

OPTIONS

| | |
|----------|--|
| MIRROR20 | Mirror mount bracket |
| BBKT20 | Shelf mount bracket |
| BGL | Branch guard, low dome |
| BGH | Branch guard, high dome |
| MMK | 90 lb. pull magnetic mount kit, 8' straight cord and plug |
| LSK | Single lighted switch, 15 amp rated, mounted on bracket, wired and fused |
| DH2000* | Replacement high dome |
| DL2000* | Replacement low dome |

Replace symbol * in model number with letter indicating color desired: 
 A = Amber, B = Blue, C = White, R = Red

 **WARNING:** This product may contain chemicals known to the State of California to cause cancer and birth defects or other reproductive harm. For more information, visit whelen.com/regulatory.



51 Winthrop Road
 Chester, Connecticut 06412-0684
 (860) 526-9504 www.whelen.com

Whelen Engineering reserves the right to upgrade and improve products without notice.
 © 2019 Whelen Engineering Company, Inc. Printed in U.S.A.
 NASCAR® is a registered trademark of the National Association for Stock Car Auto Racing, Inc.
 Code No. 124841 09/20/2019




OFFICIAL WARNING LIGHTS



All products proudly designed, manufactured, and assembled in the U.S.A.
 • ISO 9001 Registered QMS

MODELS


| | |
|--------|--|
| L10HAP | Amber, perm/pipe hook mount, high dome |
| L10HAM | Amber, magnetic, high dome |
| L10HAV | Amber, magnetic/suction, high dome |
| L10LAP | Amber, perm/pipe hook, low dome |
| L10LAM | Amber, magnetic, low dome |
| L10LAV | Amber, magnetic/suction, low dome |
| L10H#P | Amber/White, Amber/Blue, perm/pipe hook mount, high dome |
| L10L#P | Amber/White, Amber/Blue, perm/pipe hook mount, low dome |

Replace # in model number with desired DUO color. F=Amber/White, M=Amber/Blue 

The use of magnetic or vacuum/suction mounted beacons mounted on the roof or exterior of a vehicle in motion is at the sole discretion and risk of the user.

OPTIONS

| | |
|----------|--|
| MIRROR20 | Mirror mount bracket |
| BBKT20 | Shelf mount bracket |
| BGL | Branch guard, low dome |
| BGH | Branch guard, high dome |
| MMK | 90 lb. pull magnetic mount kit, 8' straight cord and plug |
| LSK | Single lighted switch, 15 amp rated, mounted on bracket, wired and fused |
| DH2000* | Replacement high dome |
| DL2000* | Replacement low dome |

Replace symbol * in model number with letter indicating color desired: 

A = Amber, B = Blue, C = White, R = Red

WHELEN

51 Winthrop Road
Chester, Connecticut 06412-0684
(860) 526-9504 www.whelen.com

Whelen Engineering reserves the right to upgrade and improve products without notice.
© 2019 Whelen Engineering Company, Inc. Printed in U.S.A.
NASCAR® is a registered trademark of the National Association for Stock Car Auto Racing, Inc.
Code No. 124841 09/20/2019

WHELEN
OFFICIAL WARNING LIGHTS



All products proudly designed, manufactured,
and assembled in the U.S.A.
• ISO 9001 Registered QMS