

Lightheads

Professional Warning
& Illumination



WHELEN[®]
TRUSTED TO PERFORM[™]

Table of Contents

Warning Lights	3-21
Brake/Tail/Turn Signals	22
Turn Signals	23
Back-Up Lights	24
Scenelights	25
Interior Lights	26-27
Miscellaneous	28-29
24 VDC Lights	30-31
Pioneer™ Work Lights	31

Lighting Certifications

KKK 1822-F - Federal Ambulance Specification

CAC, Title 13, Article 22 (Red, Blue and Amber lighthoods)

NFPA 1901 - (2009 Edition) For NFPA application consult current NFPA Specification Lighting Packages Catalog

Warning Lamps and Devices

SAE J595 - Flashing Warning Lamps for Authorized Emergency, Maintenance, and Service Vehicles (Jan 90)

SAE J845 - 360° Warning Devices for Authorized Emergency, Maintenance, and Service Vehicles (May 97) Class 1, Class 2, Class 3 (Includes selective coverage)

Signalling and Marking Lighting Devices and Systems

SAE J586 - Stop Lamps for use on Motor Vehicles Less than 80" (2032mm) in Overall width (Sep 95)

SAE J585 - Tail Lamps (Rear position Lamps) for Use on Motor Vehicles Less than 80" (2032mm) in Overall width (Dec 94)

SAE J588 - Turn Signal Lamps for Use on Motor Vehicles Less than 80" (2032mm) in Overall width (Dec 94)

SAE J592 - Clearance, Side Marker, Identification Lamps (Dec 94)

SAE J593 - Back-up Lamps (Reversing Lamps) (Oct 95)

SAE J593C - Back-up Lamps (Reversing Lamps) (Feb 68)

SAE J914 - Side Turn Signal Lamps for Vehicles less than 36' (12m) in Length (Jan 95)

SAE J1432 - High Mounted Stop lamps for Use on Vehicles 80" (2032mm) or More in Overall Width (Sept 97)

SAE J1957 - Center High Mounted Stop Lamp Standard for Vehicles Less than 80" (2032mm) in Overall Width (Jun 93)

SAE J2039 - Side Turn Signals Lamps for Large Vehicles (Jun 94)

SAE J2040 - Tail Lamps (Rear Position Lamps) for Use on Vehicles 80" (2032mm) or More in Overall Width (Apr 99)

SAE J2042 - Clearance, Side Marker, and Identification Lamps for Use on Motor Vehicles 80" (2032mm) or More in Overall Width (Jun 96)

SAE J2261 - Stop Lamps and Front and Rear-Turn Signal Lamps for Use on Motor Vehicles 80" (2032mm) or More in Overall Width (Mar 96)

SAE J1398 - Stop Lamps for Use on Motor Vehicles 80" (2032mm) or More in Overall Width


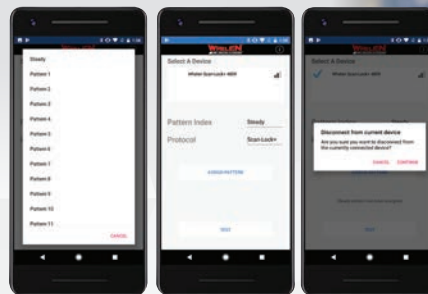
SAE J1395 - Turn Lamps for Use on Motor Vehicles 80" (2032mm) or More in Overall Width

NEW Introducing Scan-Lock™+ by Whelen

Scan-Lock+ is the simplest way to change Whelen flash patterns. Designed for optimal convenience, Scan-Lock+ features an easy to use interface and utilizes a Bluetooth connection.

Download the Scan-Lock+ app and browse, test, and assign Whelen flash patterns right from your phone.

Visit <http://www.whelen.com/scanlockplus> for more information.



Model	Description
PROGRAM2	Scan-Lock+ Wireless Programmer, requires smartphone app to operate (replaces PROGRAM1)


WARNING: This product may contain chemicals known to the State of California to cause cancer and birth defects or other reproductive harm. For more information, visit [whelen.com/regulatory](http://www.whelen.com/regulatory).

SurfaceMax™ Series

- SAE Class 1 Certified
- Super-LED® with full-fill optic
- Easy to install patented mounting technology snaps into place and provides a clean look
- Hard-coated lenses minimize environmental damage from sand, sun, salt, and road chemicals
- 100% solid-state electronics
- Rated IP67 for dust and water resistance
- Hi/Low power
- Optional Chrome or Black flange
- Lack of metallic fasteners prevent galvanic corrosion, preventing paint defects
- Fits existing mounting footprint of Hundred Series lighthoods (backwards compatible to existing mounts)
- Five year warranty



C9LRC with C9FC



C6LRC with C6FC



C7LRC with C7FB

For SurfaceMax Brake/Tail/Turn lights and Turn signals see pages 21 and 22

Model	Optics	Mount	Color	Lens	VDC	Amps	Patterns	Cable	Size w/ Flange
C9L*	Super-LED	Surface	A, R, B, W	Color	12	2.5/peak 1.0/avg	139 Scan-Lock™	12" Pigtail	8.133" (207mm) H x 10.133" (257mm) W x 1.565" (40mm) D
C9L*C				Clear			Requires optional flasher		
C9*S				Color					
C9*SC				Clear					
C7L*				1.25/peak 0.5/avg		Color	75 Scan-Lock		8.079" (104mm) H x 8.289" (211mm) W x 1.575" (40mm) D
C7L*C						Clear	Requires optional flasher		
C7*S						Color			
C7*SC						Clear			
C6L*				1.3/peak 0.52/avg		Color	75 Scan-Lock		5.150" (131mm) H x 7.560" (192mm) W x 1.565" (37mm) D
C6L*C						Clear	Requires optional flasher		
C6*S						Color			
C6*SC						Clear			

Replace * symbol in model number with letter indicating color desired: A=Amber, B=Blue, C=White, R=Red



Model			Option Description
C9	C7	C6	
C9FB	C7FB	C6FB	Black flange
C9FC	C7FC	C6FC	Chrome plated flange

WARNING: These products may contain chemicals known to the State of California to cause cancer and birth defects or other reproductive harm. For more information, visit whelen.com/regulatory.

ION™ T-Series™



- SAE Class 1 Certified
- Linear Super-LED® optics
- Available in SOLO™ or DUO™ models
- SOLO models available in single or split colors
- Hard-coated lenses
- Rated IP67 for dust and water resistance
- Easily surface mounts with two screws
- Includes Black flange
- Available with Smoked lenses
- Five year warranty



ION Mini T-Series

- SAE Class 1 Certified
- Linear Super-LED optics
- Hard-coated lenses
- Rated IP67 for dust and water resistance
- Easily surface mounts with two screws
- Includes Black flange
- Five year warranty

Model	Series	Optics	Technology	Mount	Color	Lens	VDC	Amps	Patterns	Cable	Size
TL1*	T-Series	SOLO	Linear Super-LED®	Surface	A, B, R, W	Clear	12	0.6/peak 0.24/avg	25 Scan-Lock™	4 Wire 6" Pigtail	1.5" (38mm) H x 5.14" (127mm) W x 0.5" (13mm) D
TL1*X						Smoked					
TL1#					R/W, B/W, A/W, R/B, A/B	Clear					
TL1#X						Smoked					
TL12#					DUO	Clear					
TL12X#						Smoked					
TL12P	A/G	Clear									
TLM1*	Mini T-Series	SOLO	Linear Super-LED®	Surface	A, B, R, W	Clear	12	0.4/peak 0.16/avg	25 Scan-Lock	4 Wire 6" Pigtail	1.5" (38mm) H x 3.375" (85mm) W x 0.5" (13mm) D
TLM12#		DUO			R/W, B/W, A/W, R/B, R/A A/B			0.2/peak 0.08/avg per color	69 Scan-Lock		

Replace * symbol in model number with letter indicating color desired: A=Amber, B=Blue, C=White, R=Red
 Replace # in model number with letter indicating split or DUO color desired: D=Red/White, E=Blue/White, F=Amber/White,
 J=Red/Blue, M=Amber/Blue, K=Red/Amber




Model	Option Description
TIONFC	Chrome plated flange
TIONBKT1	"L" mounting bracket
TIONBKT2	License plate bracket for 2 lights

Model	Option Description
TIONBKT3	"L" mounting bracket for 2 lights
TIONBKT4	Universal over/under "L" bracket for 2 lights
TIONMFC	Mini T-Series Chrome flange

WARNING: These products may contain chemicals known to the State of California to cause cancer and birth defects or other reproductive harm. For more information, visit whelen.com/regulatory.

ION™ & WION Series

- SAE Class 1 Certified
- ION models feature TIR directional optics
- WION models feature wide-angle optics
- Available in single or split colors
- Includes steady-burn, alternating, and simultaneous patterns
- Hard-coated lenses minimize environmental damage from sand, sun, salt, and road chemicals
- Synchronize to other Whelen sync products
- Go undercover with Smoked lenses
- 12 VDC
- Five year warranty



Model	Optics	Technology	Mount	Color	Lens	Housing	Amps	Patterns	Cable	Size				
ION*	Directional	Super-LED®	Universal	A, B, R, W	Clear	Black	1/peak 0.40/avg	25 Scan- Lock™	6" Pigtail	1" (25mm) H x 4" (101mm) W x 1.25" (32mm) D				
XON*					Smoked									
ION#				R/W, A/W, R/B, B/A	Clear									
XON#					Smoked									
WION*	Wide-angle			A, B, R, W	Clear									
WXON*					Smoked									
WION#				R/W, A/W, R/B, B/A	Clear									
WXON#					Smoked									
IONSM*	Directional		Surface, includes flange	A, B, R, W	Clear					Black	1/peak 0.40/avg	25 Scan- Lock™	6" Pigtail	1.688" (43mm) H x 6" (150mm) W x 1.125" (28mm) D
XONSM*					Smoked									
IONSM#				R/W, A/W, R/B, B/A	Clear									
XONSM#					Smoked									
WIONSM*	Wide-angle	A, B, R, W		Clear										
WXONSM*				Smoked										
WIONSM#		R/W, A/W, R/B, B/A		Clear										
WXONSM#				Smoked										

Replace * symbol in model number with letter indicating color desired: A=Amber, B=Blue, R=Red, C=White
 Replace # in model number with letter indicating split color desired: D=Red/White, F=Amber/White, J=Red/Blue, M=Blue/Amber



Model	Option Description
IONK1B	Swivel mount bracket, Black
IONGROM	Grommet mount kit
IONPEDB	Pedestal mount, Black
IONBKT1	License plate bracket for 2 lights

Model	Option Description
IONBKT2	Rear hatch bracket, 2013-2019 Ford Police Interceptor Utility for 6 lights
IONBKT4	Rear hatch bracket, 2013-2019 Ford Police Interceptor Utility for 2 lights
IONBKT5	Universal mount, reversed, remove screws without removing light
IONBKT6	Rear hatch bracket, 2015-2019 Chevy Tahoe for 2 lights
IONBKT7	Grille mount bracket, 2015-2019 Chevy Tahoe for 2 lights



WARNING: These products may contain chemicals known to the State of California to cause cancer and birth defects or other reproductive harm. For more information, visit whelen.com/regulatory.

ION™ DUO™ & TRIO™ Series

- SAE Class 1 Certified
- Interleaved technology and new Linear-LED® optics
- Individual control of each color
- Hard-coated lenses minimize environmental damage from sand, sun, salt, and road chemicals
- Synchronize to other Whelen sync products
- Go undercover with SAE Class 1 Certified Smoked lenses
- 12 VDC
- Five year warranty



Model	Optics	Technology	Mount	Color	Lens	Housing	Amps	Patterns	Cable	Size	
I2#	DUO	Linear-LED	Universal	R/W, B/W, A/W, R/B, B/A	Clear	Black	1/peak 0.40/avg per color	69 Scan- Lock™	6" Pigtail	1" (25mm) H x 4" (101mm) W x 1.25" (32mm) D	
XI2#					Smoked						
I3#	TRIO			R/B/W, R/B/A, R/A/W, B/A/W	Clear						33 Scan- Lock
XI3#					Smoked						
I2SM#	DUO		Surface, includes flange	R/W, B/W, A/W, R/B, B/A	Clear			69 Scan- Lock		1.688" (43mm) H x 6" (150mm) W x 1.125" (28mm) D	
XI2SM#					Smoked						
I3SM#	TRIO			R/B/W, R/B/A, R/A/W, B/A/W	Clear						33 Scan- Lock
XI3SM#					Smoked						




For DUO lighthouses replace symbol # with letter indicating colors desired: D=Red/White, E=Blue/White, F=Amber/White, J=Red/Blue, M=Blue/Amber

For TRIO lighthouses replace symbol # with dual letters indicating colors desired: JC=Red/Blue/White with White override, JA=Red/Blue/Amber with Amber override, KC= Red/Amber/White with White override, MC=Blue/Amber/White with White override

Model	Option Description
IONK1B	Swivel mount bracket, Black
IONGROM	Grommet mount kit
IONPEDB	Pedestal mount, Black
IONBKT1	License plate bracket for 2 lights

Model	Option Description
IONBKT2	Rear hatch bracket, 2013-2019 Ford Police Interceptor Utility for 6 lights
IONBKT4	Rear hatch bracket, 2013-2019 Ford Police Interceptor Utility for 2 lights
IONBKT5	Universal mount, reversed, remove screws without removing light
IONBKT6	Rear hatch bracket, 2015-2019 Chevy Tahoe for 2 lights
IONBKT7	Grille mount bracket, 2015-2019 Chevy Tahoe for 2 lights



 **WARNING:** These products may contain chemicals known to the State of California to cause cancer and birth defects or other reproductive harm. For more information, visit whelen.com/regulatory.

ION™ V-Series™

- SAE Class 1 Certified
- Available in 3-in-1 combination warning, alley/flood, and puddle light or in single color warning only models
- Single color models have combination 180° and TIR directional warning
- Includes steady-burn, alternating, and simultaneous patterns
- Black, White, or Chrome housing
- Hard-coated lenses minimize environmental damage from sand, sun, salt, and road chemicals
- Synchronize to other Whelen sync products
- Go undercover with SAE Class 1 Certified Smoked lenses
- 12 VDC
- Five year warranty



IONSV3B

Model	Optics	Technology	Mount	Colors	Lenses	Housing	Amps	Patterns	Cable	Size	
IONV3*	V-Series	Linear Super-LED®	Universal	A, B, R, W warning with W illumination	Clear	Black	Warning 0.76 Alley 0.31 Puddle 0.12	25 Scan- Lock™	6" Pigtail	1" (25mm) H x 4.063" (104mm) W x 2.188" (56mm) D	
XONV3*					Smoked	Black					
IONV3*W					Clear	White					
IONSV3*			Surface, includes flange		Clear	Black				1.688" (43mm) H x 6" (150mm) W x 2" (50mm) D	
XONSV3*						Smoked					Black
IONSV3*W						Clear					White
IONSV3*C						Clear					Chrome
XONV1*	V-Series with directional	Linear and TIR Super-LED	Universal	A, B, R, W	Smoked	Black	1.147	25 Scan- Lock™	6" Pigtail	1" (25mm) H x 4.063" (104mm) W x 2.188" (56mm) D	
IONV1*					Clear	Black					
IONV1*W					Clear	White					
IONSV1*			Surface, includes flange		Clear	Black				1.688" (43mm) H x 6" (150mm) W x 2" (50mm) D	
XONSV1*						Smoked					Black
IONSV1*W						Clear					White
IONSV1*C						Clear					Chrome

Replace * symbol in model number with letter indicating color desired: A=Amber, B=Blue, R=Red, C=White



Model	Option Description
IONK1B	Swivel mount bracket, Black
IONGROM	Grommet mount kit
IONPEDB	Pedestal mount, Black
IONBKT1	License plate bracket for 2 lights

Model	Option Description
IONBKT2	Rear hatch bracket, 2013-2019 Ford Police Interceptor Utility for 6 lights
IONBKT4	Rear hatch bracket, 2013-2019 Ford Police Interceptor Utility for 2 lights
IONBKT5	Universal mount, reversed, remove screws without removing light
IONBKT6	Rear hatch bracket, 2015-2019 Chevy Tahoe for 2 lights
IONBKT7	Grille mount bracket, 2015-2019 Chevy Tahoe for 2 lights



IONK1B



IONGROM



IONPEDB



IONBKT1




IONBKT5



IONBKT6



IONBKT7

 **WARNING:** These products may contain chemicals known to the State of California to cause cancer and birth defects or other reproductive harm. For more information, visit whelen.com/regulatory.

Micron™ Series

- SAE Class 1 Certified
- Fully encapsulated for moisture, vibration, and corrosion resistance
- Hard-coated lenses minimize environmental damage from sand, sun, salt, and road chemicals
- Synchronize to other Whelen sync products
- Go undercover with Smoked lenses
- Stud mount allows for easy and simple surface mount installation
- Five year warranty




Model	Technology	Mount	Color	Lens	Flange	VDC	Amps	Patterns	Cable	Size					
MCRNS*	Linear Super-LED®	Surface	A, B, R, W	Clear	Black	12	0.6/peak 0.24/avg	25 Scan-Lock™	6" Pigtail	0.875" (23mm) H x 4" (102mm) W x 0.875" (23mm) D					
MCRNSC*					Chrome										
MCRNS#					Black										
MCRNSC#					Chrome										
MCRNS*X			Smoked	A, B, R, W	Smoked						Black				
MCRNS#X												R/W, A/W, B/R, A/R			
MCRNT*													Stud	A,B,R,W,	Clear
MCRNT#															
MCRNT*X		A,B,R,W,	Smoked												
MCRNT#X				R/W, A/W, B/R, A/R											

Replace * symbol in model number with letter indicating color desired: A=Amber, B=Blue, C=White, R=Red
 Replace # in model number with letter indicating split color desired: D=Red/White, F=Amber/White, J=Red/Blue,
 K=Amber/Red, M=Blue/Amber



Model	Option Description
MCRNB1	Black angle "L" mounting bracket
MCRNB2	License plate bracket for two lights



 **WARNING:** These products may contain chemicals known to the State of California to cause cancer and birth defects or other reproductive harm. For more information, visit whelen.com/regulatory.

Mirror-Beam™ Series

- SAE Class 1 Certified
- Custom textured Black vacuum formed ABS housings fit over existing mirror glamour caps
- Available with ION™ standard warning or ION V-Series™ 3-in-1 combination warning, alley/flood, and puddle light
- Hard-coated lenses minimize environmental damage from sand, sun, salt, and road chemicals
- Includes multiple Scan-Lock™ flash patterns (with Phase 1 and Phase 2 for alternating or simultaneously flashing lights) and steady-burn plus synchronize feature
- Available in split LED colors
- Optional color lenses are available for customer installation
- Go undercover with Smoked lenses
- 12 VDC
- Five year warranty



MBDC11JJ

Model	Series	Color	Lens	Amps	Patterns	Cable	Vehicle				
MBCT15**	ION	A, B, R, W	Clear	1.0/peak 0.40/avg per lighthouse	25 Scan-Lock	Two 15' cables with connectors	Chevy Tahoe and Suburban 1500, 2015-2019				
MXCT15**			Smoked								
MBCT15JJ		R/B	Clear								
MXCT15JJ			Smoked								
MBDC11**		A, B, R, W	Clear				Dodge Charger, 2011-2019				
MXDC11**			Smoked								
MBDC11JJ		R/B	Clear								
MXDC11JJ			Smoked								
MBFT11**		A, B, R, W	Clear				Police Interceptor Sedan, 2013-2019				
MXFT11**			Smoked								
MBFT11JJ		R/B	Clear								
MXFT11JJ			Smoked								
MBFX11**		A, B, R, W	Clear				Police Interceptor Utility, 2013-2019				
MXFX11**			Smoked								
MBFX11JJ		R/B	Clear								
MXFX11JJ			Smoked								
MBFF17**		A, B, R, W	Clear				Ford Fusion, 2015-2019				
MXFF17**			Smoked								
VMCT15**		ION V-Series	A, B, R, W				Clear	0.765 warning 0.31 alley 0.12 puddle per lighthouse		Two 15' cables	Chevy Tahoe and Suburban 1500, 2015-2019
VXCT15**							Smoked				
VMDC11**	Clear			Dodge Charger, 2011-2019							
VXDC11**	Smoked										
VMFT11**	Clear			Police Interceptor Sedan, 2013-2019							
VXFT11**	Smoked										
VMFX11**	Clear			Police Interceptor Utility, 2013-2019							
VXFX11**	Smoked										
VMFF17**	A, B, R, W			Clear	Ford Fusion, 2015-2019						
VXFF17**				Smoked							

Replace * symbol in model number with letter indicating color desired: A=Amber, B=Blue, R=Red, C=White



WARNING: These products may contain chemicals known to the State of California to cause cancer and birth defects or other reproductive harm. For more information, visit whelen.com/regulatory.

V23, M2, & M4 Series

- SAE Class 1 Certified
- Available with a patented Linear-LED® designed reflector assembly
- Hard-coated lenses minimize environmental damage from sand, sun, salt, and road chemicals
- Surface mount via two screws
- Lens and reflector are a sealed assembly
- Synchronize to other Whelen sync products
- Built-in flasher models are synchronizable
- Five year warranty



Model	Optics	Technology	Color	Lens	VDC	Flasher	Patterns	Amps	Size				
V23*TPB	V-Series™ (includes Black flange)	Super-LED®	A, B, R, W warning with W illumination	Clear	12	Built-in	26 Scan-Lock™	Warning 0.76/ peak 0.30/avg Take-down 0.62 Perimeter 0.12	2.688" (68mm) H x 4.25" (109mm) W x 1.5" (38mm) D				
V23*TPBX				Smoked									
V23*TPC	Clear												
V23*TPCX	Smoked												
M2*	Directional		A, B, R, W	Color			12	Built-in	25 Scan-Lock, including steady-burn	1/peak 0.45/avg	2.5" (64mm) H x 4" (102mm) W x 1" (25mm) D		
M2*C				Clear									
M2#			R/W, A/W, R/B, R/A										
M2W*	Wide-angle		A, B, R, W	Color			12		Built-in	26 Scan-Lock, including steady-burn	1/peak 0.45/avg	2.5" (64mm) H x 4" (102mm) W x 1" (25mm) D	
M2W*C				Clear									
M2W#			R/W, R/B, R/A										
M4*	Directional		A, B, R, W	Color			12			For 24 Volt, contact factory	125 Scan-Lock	1.5/peak 0.6/avg	3.375" (86mm) H x 5.5" (138mm) W x 1.375" (35mm) D
M4*C				Clear									
M4#		R/W, A/W, R/B, R/A											
M4*S		A, B, R, W		Color									
M4*CS		A, B, R, W		Color									
M4DW*		W with B or R		Clear									
M4DWJ	W with R over B split												
M4V2*	V-Series	A, B, R, W warning with W illumination	Clear	12	Requires flasher (Purchased separately)	-	1.5/peak 0.6/avg	3.375" (86mm) H x 5.5" (138mm) W x 1.875" (47mm) D					
						50 Scan-Lock	Warning & driving 1.0/peak 0.40/avg						
						25 Scan-Lock	Warning 1.0/peak 0.40/avg Perimeter 0.77						

Replace * symbol in model number with letter indicating color desired: A=Amber, B=Blue, R=Red, C=White
 Replace # in model number with letter indicating split color desired: D=Red/White, F=Amber/White, J=Red/Blue, K=Red/Amber



Model				Option Description
V23	M2	M4	M4V2	
-	M2FC	M4FC	M4FC	Flange, Chrome
-	M2FB	M4FB	M4FB	Flange, Black
-	-	M4BRUSH	-	Brush guard, Black
-	-	M4FC400	M4FC400	Flange, Chrome, adapts M Series to 400 Series style lighthouses
V23PEDB	M2PEDB	-	-	Pedestal mount kit, Black
V23PEDC	M2PEDC	-	-	Pedestal mount kit, Chrome
-	M2GROM	-	-	Grommet mount kit
-	-	M4CT15B	M4CT15B	Fog light mount for 2015-2019 Chevy Tahoe, pair, Black
-	-	M4FF15B	-	Fog light mount, stainless steel, for 2015-2019 Ford F-150, pair, Black
V23P20B	-	-	-	Angled surface mount, Black
V23P20C	-	-	-	Angled surface mount, Chrome
-	-	M4TM15B	-	Mirror mount, Ford Transit 2015-2019, pair, Black
-	-	M4TB15B	-	Front lower side mount, Ford Transit 2015-2019, pair, Black
-	-	4BKT1	-	Universal "L" mounting bracket

WARNING: These products may contain chemicals known to the State of California to cause cancer and birth defects or other reproductive harm. For more information, visit whelen.com/regulatory.




M6 & M7 Series

- SAE Class 1 Certified
- Available in warning and warning with perimeter models
- Patented Linear-LED® designed reflector assembly
- Hard-coated lenses minimize environmental damage from sand, sun, salt, and road chemicals
- Surface mounted via two screws
- Built-in flasher models are synchronizable
- Choose solid, left/right, top/bottom, in/out, or diagonal sequencing
- Meets KKK 1822F, NFPA 1901, SAE, and EC65 specifications
- Five year warranty



Model	Optics	Technology	Colors	Lens	VDC	Flasher	Patterns	Amps	Size	
M6*	Directional	Super-LED®	A, B, R, W	Color	12	Built-in	159 Scan-Lock™	2.25/peak 0.9/avg	4.313" (109mm) H x 6.75" (170mm) W x 1.375" (35mm) D	
M6*C			R/W, A/W, R/B, R/A	Clear			64 Scan-Lock			
M6#			A, B, R, W	Color		-				
M6*CS			A, B, R, W	Clear		-				
M6V2*	V-Series™	Super-LED®	A, B, R, W warning with W illumination	Color for warning, Clear for illumination		Built-in	25 Scan-Lock	Warning 1.5/peak 0.60/avg Perimeter 0.77	4.313" (109mm) H x 6.75" (170mm) W x 2.25" (57mm) D	
M6V2*C			A, B, R, W	Clear						
M7*	Directional	Super-LED®	A, B, R, W	Color		159 Scan-Lock	64 Scan-Lock	2.25/peak 0.9/avg	3.375" (86mm) H x 7.625" (194mm) W x 1.375" (35mm) D	
M7*C			R/W, A/W, R/B, R/A	Clear						
M7#			A, B, R, W	Color						-
M7*CS			A, B, R, W	Clear						-

Replace symbol* in model number with letter indicating color desired: A=Amber, B=Blue, C=White, R=Red, 
 Replace symbol# in model number with letter indicating split color desired: D=Red/White, F=Amber/White, J=Red/Blue, K=Red/Amber

Model			Option Description
M6	M6V2	M7	
M6WLENX	-	M7WLENX	Replace Clear lens with a Smoked lens, for warning models only
M6FC	M6FC	M7FC	Chrome plated flange
M6FB	M6FB	M7FB	Black flange
M6BRUSH	-	M7BRUSH	Black brush guard
M6FC600	M6FC600	M7FC700	Chrome flange, adapts M Series to 600 or 700 Series style lighthoods
M6P15C	-	-	Chrome 15° angled surface mount housing
M6P15B	-	-	Black 15° angled surface mount housing
M6FCV2	-	-	Chrome flange for two M6 lighthoods, vertical (lighthoods purchased separately)
M6FCV3	-	-	Chrome flange for three M6 lighthoods, vertical (lighthoods purchased separately)
M6FCV4	-	-	Chrome flange for four M6 lighthoods, vertical (lighthoods purchased separately)
M6HDLMTK	-	-	Headlight mount for ATI and KD housings, includes bracket and hardware
-	-	M7BKT1	Universal bracket for one lighthouse
M6PTM5F	-	-	Front light pod for 8 M6 lighthoods, Medium roof, Ford Transit 2015-2019
M6PTH5F	-	-	Front light pod for 8 M6 lighthoods, High roof, Ford Transit 2015-2019
-	M6PT5R	-	Rear light pod for 6 M6 lighthoods, Medium or High roof, Ford Transit 2015-2019
6BKT1	-	-	Universal "L" mounting bracket
6BKT2	-	-	Angled bracket push bumper mounting kit, Black



WARNING: These products may contain chemicals known to the State of California to cause cancer and birth defects or other reproductive harm. For more information, visit whelen.com/regulatory.

M9 Series

- SAE Class 1 Certified
- DUO™ Combination warning/scenelight
- DUO models feature independent control of color one and color two
- Available in warning and warning with scenelight models
- Patented Linear-LED® designed reflector assembly
- Hard-coated lenses minimize environmental damage from sand, sun, salt, and road chemicals
- Surface mounted via two screws
- Built-in flasher models are synchronizable
- Choose solid, left/right, top/bottom, in/out, or diagonal sequencing
- Meets KKK 1822F, NFPA 1901, SAE, and EC65 specifications
- Five year warranty



Model	Optics	Technology	Colors	Lens	VDC	Flasher	Patterns	Amps	Size
M9*	Directional	Super-LED®	A, B, R, W	Color	12	Built-in	159 Scan-Lock™	3/peak 1.2/avg	6.5" (165mm) H x 10.375" (263mm) W x 1.375" (35mm) D
M9*C			Clear	64 Scan-Lock					
M9#			R/W, R/B, R/A	Requires flasher (Purchased separately)		-			
M9*S			A, B, R, W						
M9*CS	DUO		R/W, B/W, A/W, R/B, B/A	Clear		33 Scan-Lock	2.4/peak 0.96/avg		
M92#			A, B, R, W				Warning 1.58 Scenelight 1.53		
M9*CZ			Combo				R/B		
M9JCZ	DUO Combo		V-Series™ (includes Chrome flange)	A, B, R, W warning with W illumination		Color for warning, Clear for illumination	25 Scan-Lock	Warning 2.4/peak 0.96/avg Scenelight 2.4	
M9V2*	Clear								
M9V2*C									

Replace symbol* in model number with letter indicating color desired: A=Amber, B=Blue, C=White, R=Red,
 Replace symbol# in model number with letter indicating split color desired: D=Red/White, E=Blue/White,
 F=Amber/White, J=Red/Blue, K=Red/Amber, M=Blue/Amber



Model		Option Description
M9	M9V2	
M9WLENX	-	Replace Clear lens with a Smoked lens, for warning models only
M9FC	-	Chrome plated flange
M9FB	M9FB	Black flange
M9BRUSH	-	Black brush guard
M9FC900	M9VFC900	Chrome flange, adapts M Series to 900 Series style lighthoods
M9FCZ900		Flange Chrome, adapts M9 scenelight to 900 series mounting
M9HTM5FC		Chrome-plated housings, sold in pairs for front driver and passenger side of the 2015-2019 Ford Transit Medium roof
M9HTM5RC		Chrome-plated housings, sold in pairs for rear driver and passenger side of the 2015-2019 Ford Transit Medium roof
M9HTH5FC		Chrome-plated housings, sold in pairs for front driver and passenger side of the 2015-2019 Ford Transit High roof
M9HTH5RC		Chrome-plated housings, sold in pairs for rear driver and passenger side of the 2015-2019 Ford Transit High roof



WARNING: These products may contain chemicals known to the State of California to cause cancer and birth defects or other reproductive harm. For more information, visit whelen.com/regulatory.

TIR3™, LIN3™ & LINZ6™ Series

- Includes Black polycarbonate mounting flange
- Fully encapsulated for moisture, vibration, and corrosion resistance
- Hard-coated lenses minimize environmental damage from sand, sun, salt, and road chemicals
- Synchronize to other Whelen sync products
- Includes steady-burn, alternating, and simultaneous patterns
- Split LINZ6 will alternate or simultaneous flash each color segment (3x3)
- Five year warranty



Model	Optics	Technology	Mount	Color	VDC	Amps	Patterns	Cable	Size
RS*03ZCR	Directional	TIR3 Super-LED®	Horizontal, surface	A, B, R, W	12	0.40/peak 0.16/avg	25 Scan-Lock™	6" Pigtail	1.125" (28mm) H x 3.5" (89mm) W x 1.25" (32mm) D
RV*03ZCR			Vertical, surface						
RS*02ZCR		LIN3 Super-LED							
LINZ6*		LINZ6 Super-LED	Horizontal, surface	R/W, A/W, R/B, R/A		0.75/peak 0.30/avg	69 Scan-Lock		2" (48mm) H x 4" (102mm) W x 1.625" (40mm) D
LINZ6#				A/A					
LINZ61				B/B					
LINZ62				R/R					
LINZ65									

Replace symbol* in model number with letter indicating color desired: A=Amber, B=Blue, C=White, R=Red
 Replace symbol# in model number with letter indicating split color desired: D=Red/White, F=Amber/White, J=Red/Blue, K=Red/Amber



Model	Series	Option Description
RFLANGEC	TIR3 LIN3 LINZ6	Chrome plated flange kit
RFLANGCD		Deep Chrome plated flange kit
RFLANGEA		Cast aluminum flange kit
RFLANG2C		Chrome plated flange for dual lighthead
RFLANG2B		Black flange for dual lighthead
RGROMMET		Grommet mount kit
RBKT1		Mounting bracket for one lighthead
RBKT2	Mounting bracket for two lighthead	
RBKT4	TIR3/LIN3	Swivel mounting bracket for one lighthead

NOTE: Mounting available for Harley-Davidson® Motorcycles. Refer to current Price List or Whelen Motorcycle Brochure for more information

Model	Series	Option Description
RBKT6	TIR3 LIN3 LINZ6	License plate bracket for 2 lighthead, horizontal
RBKT7		License plate bracket for 2 lighthead, vertical
RBKT10		Dodge Charger trunk mount, pair
RBKT14		Above rear taillight bracket, Chevy Silverado/GMC 1500, 2014-2019
RBKT16		Trunk Mount Bracket, pair, Ford Police Interceptor Sedan, 2013-2019
RBKT17		Above rear taillight bracket, Dodge Ram, 2014-2019
RBKT18		Above rear taillight bracket, Ford F-150, 2015-2019
RBKT19		Below rear taillight bracket, Ford F-150, 2015-2019
LINZ6FC		Deep Chrome plated flange kit
L6BKT2	LINZ6	Dodge Charger trunk mount, pair
L6BKT3		46° push bumper bracket



WARNING: These products may contain chemicals known to the State of California to cause cancer and birth defects or other reproductive harm. For more information, visit whelen.com/regulatory.

LINV2™ V-Series™

- Combination 180° warning and puddle light
- Includes Black flange
- Fully encapsulated for moisture, vibration, and corrosion resistance
- Hard-coated lenses minimize environmental damage from sand, sun, salt, and road chemicals
- Includes steady-burn, alternating, and simultaneous patterns
- Synchronize to other Whelen sync products
- Five year warranty



LINVS2B



LINV2R

Model	Optics	Technology	Mount	Color	Lens	VDC	Amps	Patterns	Cable	Size
LINV2*	V-Series	Super-LED®	Horizontal, surface	A, B, R, W, G	Clear	12	0.75 warning	25 Scan-Lock™	6" Pigtail	1.5" (40mm) H x 3.875" (98mm) W x 1.625" (42mm) D
LINV2*X					Smoked					
LINSV2*			Under surface mounting		Clear		0.12 puddle			
LINSV2*X					Smoked					

Replace symbol* in model number with letter indicating color desired: A=Amber, B=Blue, C=White, G=Green, R=Red



Model	Series	Option Description
RFLANGEC	LINV2	Chrome plated flange kit
RFLANG2C		Chrome plated flange for dual lightheads
RFLANG2B		Black flange for dual lightheads
RGROMMET		Grommet mount kit
RBKT1		Mounting bracket for 1 lighthead
RBKT2		Mounting bracket for 2 lightheads
RBKT4		Swivel mounting bracket
RBKT6		License plate bracket for 2 lightheads-horizontal
RBKT7		License plate bracket for 2 lightheads-vertical
RBKT10		Dodge Charger trunk mount, pair
RBKT14		Above rear taillight bracket, pair Chevy Silverado/GMC 1500, 2014-2019
RBKT16		Trunk Mount Bracket, pair Ford Police Interceptor Sedan, 2013-2019
RBKT17		Above rear taillight bracket, pair Dodge Ram, 2014-2019
RBKT18		Above rear taillight bracket, pair Ford F-150, 2015-2019
RBKT19		Below rear taillight bracket, pair Ford F-150, 2015-2019

Model	Series	Option Description
LSVBKT13	LINSV2	Under-the-side view mirror mount, pair, Chevy Silverado 1500/2500, 2014-2018
LSVBKT34		Under-the-side view mirror mount, pair, Police Interceptor Utility, 2013-2019
LSVBKT35		Under-the-side view mirror mount, pair, Dodge Charger, 2011-2019
LSVBKT38		Under-the-side view mirror mount, pair, Police Interceptor Sedan, 2013-2019
LSVBKT42		Under-the-side view mirror mount, pair, Dodge Ram 1500, 2011-2019
LSVBKT44		Under-the-side view mirror mount, pair, Dodge Durango, 2013-2019
LSVBKT45		Under-the-side view mirror mount, pair, Chevy Tahoe and Suburban, 2015-2019
LSVBKT47		Under-the-side view mirror mount, pair, Ford F-150, 2015-2019

NOTE: Mounting available for Harley-Davidson® Motorcycles. Refer to current Price List or Whelen Motorcycle Brochure for more information



WARNING: These products may contain chemicals known to the State of California to cause cancer and birth defects or other reproductive harm. For more information, visit whelen.com/regulatory.

2G & 5G Series

- Fits all applicable industry mounting accessories
- Fully encapsulated for moisture, vibration, and corrosion resistance
- Hard-coated lenses minimize environmental damage from sand, sun, salt, and road chemicals
- Optional flange available for surface mounting
- Five year warranty



Model	Technology	Mount	Color	Lens	VDC	Amps	Patterns	Cable	Size
2G*00F*R	LED	Grommet mount (includes vinyl grommet)	A, R	A, R	12	300mA/avg, 500mA/peak	15 Scan-Lock™	12" Pigtail	5.5" (140mm) Dia. x 1.25" (32mm) D (with grommet)
5G*00F*R				A, R					3.188" (81mm) H x 7.438" (189mm) W x 1.25" (32mm) D (with grommet)

Replace symbol* in model number with letter indicating color desired: A=Amber, R=Red



Model		Option Description
2G	5G	
2GFLANGC	5GFLANGC	Surface mount Chrome plated flange kit
2GFLANGB	5GFLANGB	Surface mount Black flange kit
2GROMMET		Grommet mounting kit
2GBKT1	5GBKT1	Black surface mount "L" bracket
	5GBOXB	Optional 5G box, Black



3" & 3.5" Round Series

- Hard-coated lenses minimize environmental damage from sand, sun, salt, and road chemicals
- Five year warranty

3" Round

- Ultra thin at only 7/16" (12mm) depth

3.5" Round

- Solid or split color warning light
- Interleaved LEDs for combination warning and driving light



Model	Optics	Technology	Mount	Color	VDC	Amps	Patterns	Cable	Size	
3S*00F*R	3" Round	LED	Surface	A,B,R	12	0.50mA/peak 0.25mA/avg	160 FPM	6" Pigtail	3" (76mm) Dia.	
PAR28*	3.5" Round	Linear6 Super-LED®	Fog light	A,B,R,W		2mA/peak 0.9mA/avg	25 Scan-Lock		69 Scan-Lock	3.5" (89mm) Dia.
PAR28#				R/W, B/W, R/B						
PAR28D*	3.5" Round White Driving Light			W with B or R		1mA/peak 0.4mA/avg	50 Scan-Lock			
PAR28DJ				W with B over R						

Replace symbol* in model number with letter indicating color desired: A=Amber, B=Blue, C=White, R=Red
 Replace symbol# in model number with letter indicating split color desired: D=Red/White, E=Blue/White, J=Split Red/Blue



Model	Series	Option Description
3FLANGEC	3"Round	Chrome plated flange
3GROMMET		Rubber grommet kit



WARNING: These products may contain chemicals known to the State of California to cause cancer and birth defects or other reproductive harm. For more information, visit whelen.com/regulatory.

4" Round Series

- SAE Class 1 Certified
- Hard-coated lenses minimize environmental damage from sand, sun, salt, and road chemicals
- Fully encapsulated for moisture, vibration, and corrosion resistance
- Synchronize to other Whelen sync products
- Supplied with adapter for PAR-36 (4.5") applications
- Five year warranty

Flat Lens

- TIR6™ Super-LED® with synchronize feature

Extended Lens

- Linear6™ Super-LED with synchronize feature
- Optional flasher simultaneously flashes or alternates multiple LED lighthoods



TIR6, Flat Lens

Linear6, Extended Lens



Fog light mount

Model	Optics	Technology	Mount	Color	VDC	Amps	Patterns	Cable	Size
2F*00Z*R	Flat lens	TIR6 Super-LED	Surface	A, R, B, W	12	0.8/max 0.32/avg	25 Scan-Lock™	6" Pigtail	4.25" (108mm) Dia. x 1.1875" Depth
2E*00Z*R	Extended lens	Linear6 Super-LED	Requires optional mounting	A, R, B, W		25 Scan-Lock			
2E#00ZCR				R/B, R/W, B/W		69 Scan-Lock			
2EP00ZCR				A/G		25 Scan-Lock			
FEDC06*R	Extended lens with fog light mount, includes mounting		2011-2018 Dodge Durango	A, R, B, W		2/peak 0.9 avg	25 Scan-Lock		
FEDC06#R				R/B, R/W, B/W		69 Scan-Lock			
FDFP11*R			2011-2014 Ford Expedition, 2015-2017 Ford Expedition	Interleaved W with R or B		25 Scan-Lock			
FDFP11JR				Interleaved W with B over R		69 Scan-Lock			
FEFP11*R			Expedition SSV with round fog lights	A, R, B, W		25 Scan-Lock			
FEFP11#R			R/B, R/W, B/W	69 Scan-Lock					

Replace first symbol* in model number with letter indicating color desired: A=Amber, B=Blue, C=White, R=Red
 Replace last symbol* in model number with letter indicating LENS color.
 Replace # in model number with split color desired: D=Red/White, E=Blue/White, J=Red/Blue



Model	Option Description
2GROMMET	Rubber grommet kit, not for fog mount lights
2FLANGEC	Chrome flange kit, not for fog mount lights
2FLANGEB	Black flange kit, not for fog mount lights



WARNING: These products may contain chemicals known to the State of California to cause cancer and birth defects or other reproductive harm. For more information, visit whelen.com/regulatory.

Vertex™ Series

- Self-contained light with in-line lamp driver
- Designed to mount in composite style headlight or taillight, or surface mount to exterior surfaces with flange mount option
- VHB models for factory prepped Ford Interceptor Sedans and SUVs
- Fully encapsulated for moisture, vibration, and corrosion resistance
- Hard-coated lenses minimize environmental damage from sand, sun, salt, and road chemicals
- Synchronize to other Whelen sync products
- Clear outer lens, color LEDs
- 24 Volt models available, contact factory
- Five year warranty



Model	Optics	Technology	Mount	Color	Lens	VDC	FPM	Amps	Cable	Size
VTX609*	Omni-directional	Super-LED®	1" Hole recess or Surface <small>(Mounting Purchased separately)</small>	A, B, R, W	Clear	12	25 Scan-Lock™	0.750/peak 0.30/avg	9'	1" (26mm) H x 1.625" (41mm) Dia.
XTX609*				R, W	Smoked					
VTX609#				Split A, B, R, and/or W	Clear					
XTX609#				Split A, B, R, and/or W	Smoked					
VTXD609*	Directional/side emitting shield			A, B, R, W	Clear					
XTXD609*				A, B, R, W	Smoked					
VTXD609#			Split A, B, R, and/or W	Clear						
VTXD609#	Split A, B, R, and/or W		Smoked							
VTX3609*	360° side emitter		1" Hole recess	A, B, R, W	Clear					
VTX3609#				Split A, B, R, and/or W						
VHB609*	Omni-directional		Surface	A, B, R, W						
VHB609#				Split A, B, R, and/or W						

Replace * symbol in model number with letter indicating color desired: A=Amber, B=Blue, C=White, G=Green, R=Red
 Replace # in model number with letter indicating split color desired: D=Red/White, E=Blue/White, F=Amber/White, J=Red/Blue



Model	Option Description
VTXFC	Chrome plated flange
VTXFB	Black flange



NEW Strip-Lite™ Plus

- SAE Class 1 Certified
- Available in SOLO™ (single color) or DUO™ (two color) models
- Standard durable Black flange easily surface mounts with two screws
- Optional durable Chrome flange available
- Symmetrical center positioned wire exit
- Low current consumption
- Five year warranty



Model	Optics	Technology	Mount	Color	VDC	Amps	Patterns	Cable	Size w/ Flange
PS*01FCR	SOLO	Linear-LED®	Surface	A, B, R, W	12 VDC	0.80/peak 0.33/avg	25 Scan-Lock	12" pigtail	0.525" (13mm) H, 1.68" (43mm) W, 11.11" (282mm) L
PS#02FCR	DUO			R/W, B/W, AW, R/B, R/A, B/A		0.80/peak 0.33/avg each color	69 Scan-Lock		

Replace * symbol in model number with letter indicating color desired: A=Amber, B=Blue, C=White, G=Green R=Red
 Replace # in model number with letter indicating split color desired: D=Red/White, E=Blue/White, F=Amber/White, H= Green/Clear, J=Red/Blue, K=Red/Amber L=Red/Green, M=Blue/Amber



Model	Option Description
PSBKT2	Branch Guard
PSFC	Chrome Flange



WARNING: These products may contain chemicals known to the State of California to cause cancer and birth defects or other reproductive harm. For more information, visit whelen.com/regulatory.

OS™ Series

- Fully encapsulated for moisture, vibration, and corrosion resistance
- Hard-coated lenses minimize environmental damage from sand, sun, salt, and road chemicals
- Includes Chrome housing
- Clear outer lens, color LEDs
- 24 Volt models available, contact factory
- Five year warranty



OS*00FCR



OSR00SCR

Model	Technology	Mount	Color	VDC	Amps	Patterns	Flasher	Cable	Size
OS*00FCR	5mm LED	Surface, includes Chrome flange	A, B, R, W	12	60mA/peak 30mA/avg	Single flash	Built-in	6" Pigtail	1" (25mm) H x 1.5" (48mm) W x 0.5" (13mm) D
OS*00SCR					30mA	Steady	Requires flasher (Purchased separately)		

Replace symbol* in model number with letter indicating color desired: A=Amber, B=Blue, C=White, R=Red




400 Series


- Available with Clear or color lens, V-Series™ has Clear lens only
- V-Series has 3-in-1 combination warning, alley/flood, and ground illuminating puddle light
- Available with or without internal flasher
- Hard-coated lenses minimize environmental damage from sand, sun, salt, and road chemicals
- Single level is surface mount
- Single level models include Scan-Lock™ flash patterns with steady-burn and synchronize feature
- Dual level has individual control of upper and lower level
- Five year warranty



4V3R



40R02ZCR



40RB5SCR

Model	Optics	Technology	Mount	Color	VDC	Amps	Patterns	Cable	Size
40**5SCR	Dual level warning	Linear Super-LED	Requires optional mounting	A, B, R, W	12	1.8/peak 0.72/avg	Requires optional flasher	6" Pigtail	3.188" (77mm) H x 4.938" (124mm) W x 2" (50mm) D
40*02Z*R	Single level warning		Surface			A, B, R, W warning, steady W for alley and puddle	.90/peak 0.36/avg		25 Scan-Lock
4V3*	Warning, alley/flood & puddle light	3-in-1 Super-LED lighting		1.2 warning 0.40 alley 0.12 puddle			Warning has 25 Scan-Lock patterns		3.063" (77mm) H x 4.938" (124mm) W x 2.75" (69mm) D

Replace first symbol* or ** in model number with letter indicating color desired: A=Amber, B=Blue, C=White, R=Red
 Replace last symbol* in model number with letter indicating LENS color



Model	Option Description
4EFLANGE	Chrome plated flange kit for single level only
4FLANGEB	Black flange kit for single level only
4TSMAB	Black surface mount adapter
4TSMAC	Chrome surface mount adapter

Model	Option Description
4EGRILP	Grille-Master™ Chrome housing with swivel bracket
4EGRILB	Grille-Master Black housing with swivel bracket
4BKT1	Universal "L" mounting bracket



4EFLANGE



4FLANGEB



4TSMAB



4TSMAC



4EGRILP



4EGRILB

WARNING: These products may contain chemicals known to the State of California to cause cancer and birth defects or other reproductive harm. For more information, visit whelen.com/regulatory.

500 Series

- V-Series™ has 3-in-1 combination warning, alley/flood, and ground illuminating puddle light
- Single color combination 180° and TIR™ directional warning light
- Hard-coated lenses minimize environmental damage from sand, sun, salt, and road chemicals
- Requires optional mounting
- Solid color available with Clear or color lens
- V-Series and split color lights have Clear lens
- LEDs are rated for thousands of hours of operation
- Five year warranty



Model	Optics	Technology	Mount	Color	VDC	Amps	Patterns	Cable	Size
50*02Z*R	Horizontal mount warning	Linear Super-LED®	Requires optional mounting	A, B, R, W	12	1.0/peak 0.40/avg	25 Scan-Lock™	6" Pigtail	1.625" (41mm) H x 5" (127mm) W x 1.75" (44mm) D (lighthouse only)
50**2ZCR	Horizontal mount split warning			A/A, B/B, R/R, W/W, R/W, B/W, A/W, A/G		0.50/peak 0.20/avg per side			
5V*02Z*R	Vertical mount warning			A, B, R, W		1.0/peak 0.40/avg			
50AA2SA2	Vertical mount for truck cab			A					
50A02SA1	Horizontal mount for rear of waste truck			A		Includes grommet & connector			
50*03Z*R	Warning	TIR6™ Super-LED	Requires optional mounting	A, B, R, W	12	0.63/peak 0.315/avg	25 Scan-Lock™	6" Pigtail	1.625" (41mm) H x 5" (127mm) W x 1.375" (35mm) D
50**3ZCR	Split warning			A/A, B/B, R/R, W/W, R/W, B/W, A/W		0.315/peak 0.125/avg per side			
5V1*	Warning	V-Series & TIR Super-LED	Requires optional mounting	A, B, R, W, G	12	1.5/peak 0.6/avg	25 Scan-Lock™	6" Pigtail	2.125" (54mm) H x 5.375" (137mm) W x 1.625" (42mm) D
5V3*	Warning, alley/flood & puddle light	V-Series Super-LED		A, B, R, W warning, with W illumination		0.12 warning 1.0 alley 0.5 puddle			

Replace symbol* in model number with letter indicating color desired: A=Amber, B=Blue, C=White, G=Green, R=Red
 Replace last symbol* in model number with letter indicating LENS color.



Model	Option Description
5FLANGEB	Black flange kit
5FLANGEC	Chrome plated flange kit
5FLANGEP	Polished aluminum flange kit
5GROMMET	Rubber grommet kit
5TSMAB	Black surface mount adapter, TIR6 Super-LED only
5TSMAC	Chrome plated surface mount adapter, TIR6 Super-LED only

Model	Option Description
5LSMAB	Black surface mount adapter, Linear-LED® only
5LSMAC	Chrome plated surface mount adapter, Linear-LED only
5BRUSH	Aluminum brush guard for TIR6 only, requires flange
5BKT1	Universal mounting bracket for Super-LED
5GBKT1	"L" bracket for use with grommet mount lighthouse only
5GM2LRC	Chrome plated grille mount for 2015-2017 Freightliner M2, pair
5IM2LRC	Chrome plated fender mount for 2015-2017 Freightliner M2, pair



WARNING: These products may contain chemicals known to the State of California to cause cancer and birth defects or other reproductive harm. For more information, visit whelen.com/regulatory.

600 Rota-Beam™ Series



- 600 Series Rota-Beam features “rotating” technology, simulating the appearance of a rotating lighthouse without any moving parts or motors for long-life reliability
- 100% solid-state electronics
- 180° horizontal light output
- Clear or color lens
- Hard-coated lenses minimize environmental damage from sand, sun, salt, and road chemicals
- Integrate with other Whelen Rota-Beam products through synchronize feature
- Five year warranty



6RBA



6RBRC

Model	Optics	Mount	Color	Lens	VDC	Amps	Patterns	Cable	Size
6RB*	Oscillating Super-LED	Surface	A, R, B, W	Color	12	2.2/peak 1.1/avg	14 Scan-Lock™	6" Pigtail	4.188" (106mm) H x 6.563" (167mm) W x 3.438" (88mm) D
6RB*C				Clear					

Replace symbol * in model number with letter indicating color desired: A=Amber, B=Blue, C=White, R=Red



Model	Option Description
6FLANGE B	Black flange kit
6EFLANGE	Chrome plated flange kit
64FKIT	Kit to convert 600 Series to fit in old style 64 Series hole cutouts
6BKT1	“L” bracket push bumper mounting kit, Black
6BKT2	Angled bracket push bumper mounting kit, Black



64FKIT



6FLANGE B



6EFLANGE

WARNING: These products may contain chemicals known to the State of California to cause cancer and birth defects or other reproductive harm. For more information, visit whelen.com/regulatory.

Brake/Tail/Turn Lights

- SurfaceMax™ Series Super-LED® with all-new patented mounting technology
- Fully encapsulated for moisture, vibration, and corrosion resistance
- Hard-coated lenses minimize environmental damage from sand, sun, salt, and road chemicals
- Five year warranty



Model	Optics	Technology	Mount	Color	Lens	VDC	Amps	Cable	Size	
20R00XRR	4" Round	LED	Requires optional mounting	R	R	12	0.4/high 0.4/low	6" Pigtail	4.25" (108mm) Dia.	
M6BTT	M6 Series		Surface				0.85/brake 0.06/tail		4.313" (109mm) H x 6.75" (170mm) W x 1.375" (35mm) D	
M9BTTX	M9 Series						0.75/brake 0.55/tail		6.5" (165mm) H x 10.375" (263mm) W x 1.375" (35mm) D	
40BTT	400 Series						0.375/brake 0.040/tail		3.188" (77mm) H x 4.938" (124mm) W x 2.75" (69mm) D	
C6BTT	C6 Series	SurfaceMax Super-LED	Surface				C	0.40/brake 0.050/tail	12" Pigtail	5.150" (131mm) H x 7.560" (192mm) W x 1.565" (37mm) D
C6BTTX							R	0.80/brake 0.050/tail		4.079" (104mm) H x 8.289" (211mm) W x 1.575" (40mm) D
C7BTT	C7 Series						R			0.350/brake 0.040/tail
C7BBTC							C	0.5 high/0.05 low 0.225 turn/150mA brake/40mA turn	6" Pigtail	
C9BTT	C9 Series						R			0.5 high/0.05 low 0.225 turn/150mA brake/40mA turn
C9BTTX							C	0.5 high/0.05 low 0.225 turn/150mA brake/40mA turn	6" Pigtail	
PSR00XRR	Strip-Lite™			LED with turn	R/A	C	0.5 high/0.05 low 0.225 turn/150mA brake/40mA turn			6" Pigtail
PSRASXCR										

Model									Option Description
4" Round	M6	M7	M9	400	C6	C7	C9	Strip-Lite	
2FLANGEC	M6FC	M7FC	M9FC	4EFLANGE	C6FC	C7FC	C9FC	-	Chrome plated flange
2FLANGEB	M6FB	M7FB	M9FB	4FLANGEB	C6FB	C7FB	C9FB	-	Black flange
-	M6BRUSH	M7BRUSH	M9BRUSH	-	-	-	-	PSBKT1	Brush guard
2GBKT1	-	-	-	-	-	-	-	-	"L" bracket
2GROMMET	-	-	-	-	-	-	-	-	Grommet mount kit
-	M6FCV2	-	-	-	-	-	-	-	Chrome flange, 2 lamps, vertical
-	M6FCV3	-	-	-	PLASC3V	-	-	-	Chrome flange, 3 lamps, vertical
-	M6FCV4	-	-	-	PLASC4V	-	-	-	Chrome flange, 4 lamps, vertical
-	M6FC600	-	M9FC900	-	-	-	-	-	Chrome flange converts to 600 or 900 Series lighthouse
LEDLOAD									Adds additional amperage load



WARNING: These products may contain chemicals known to the State of California to cause cancer and birth defects or other reproductive harm. For more information, visit whelen.com/regulatory.

Turn Signals

- SurfaceMax™ Series Super-LED® with all-new patented mounting technology
- Arrows may be mounted left or right
- 400 LED Series is turn indicator/front marker clearance light combination
- M Series are surface mounted
- Hard-coated lenses minimize environmental damage from sand, sun, salt, and road chemicals
- Mounting options are purchased separately
- Five year warranty



Model	Optics	Technology	Mount	Color	Lens	VDC	Amps	Patterns	Cable	Size
M6T	M6 Series	LED	Surface mount	A	C	12	0.75/peak	8	6" Pigtail	4.313" (109mm) H x 6.75" (170mm) W x 1.375" (35mm) D
M9T	M9 Series						1.2/peak			6.5" (165mm) H x 10.375" (263mm) W x 1.375" (35mm) D
40A00AAR	400 Series						0.4/peak 0.06/avg	2		3.188" (77mm) H x 4.938" (124mm) W x 2.75" (69mm) D
C6T	C6 Series	SurfaceMax Super-LED	Optional mounting available	A	A	12	0.390/peak 0.156/avg	6	12" pigtail	5.150" (131mm) H x 7.560" (192mm) W x 1.565" (37mm) D
C6TC					C		0.300/peak 0.120/avg			4.079" (104mm) H x 8.289" (211mm) W x 1.575" (40mm) D
C7T	C7 Series				A		0.390/peak 0.156/avg			8.133" (207mm) H x 10.133" (257mm) W x 1.565" (40mm) D
C7TC					C					
C9T	C9 Series				A		0.390/peak 0.156/avg	8.133" (207mm) H x 10.133" (257mm) W x 1.565" (40mm) D		
C9TC					C					

Model						Option Description
M6	M9	400	C6	C7	C9	
M6FC	M9FC	4EFLANGE	C6FC	C7FC	C9FC	Chrome plated flange
M6FB	M9FB	4FLANGEB	C6FB	C7FB	C9FB	Black flange
M6BRUSH	M9BRUSH	-	-	-	-	Brush guard
M6FCV2	-	-	-	-	-	Chrome flange for 2 lighthoods, vertical
M6FCV3	-	-	PLASC3V	-	-	Chrome flange for 3 lighthoods, vertical
M6FCV4	-	-	PLASC4V	-	-	Chrome flange for 4 lighthoods, vertical
M6FC600	M9FC900	-	-	-	-	Chrome flange converts to 600 or 900 Series lighthouse



WARNING: These products may contain chemicals known to the State of California to cause cancer and birth defects or other reproductive harm. For more information, visit whelen.com/regulatory.

Back-Up Lights

- SurfaceMax™ Series Super-LED® with all-new patented mounting technology
- 400 Series Super-LED® back-up lights
- Mounting options are purchased separately
- 400, 600, and 700 Series LED may additionally be used as interior lights
- Hard-coated lenses minimize environmental damage from sand, sun, salt, and road chemicals
- Five year warranty



Model	Optics	Technology	Mount	Color	VDC	Amps	Patterns	Cable	Size
C6BU	SurfaceMax	Super-LED	Surface	W	12	0.83	Steady	12" Pigtail	5.150" (131mm) H x 7.560" (192mm) W x 1.565" (37mm) D
M6BUW	M6 Series								4.313" (109mm) H x 6.75" (170mm) W x 1.375" (35mm) D
M9BUW	M9 Series								6.5" (165mm) H x 10.375" (263mm) W x 1.375" (35mm) D
5GC00WCR	5G Series	LED	Includes grommet			0.15		3.188" (77mm) H x 7.438" (189mm) W x 1.5" (38mm) D	
40C00VCR	400 Series								Super-LED
40BUH		Vertical	1.0						
40BUV			May be surface mounted			0.35			
60C00VCR	600 Series	LED minimum				Optional mounting available		0.6	4.125" (105mm) H x 6.5" (165mm) W x 1.375" (35mm) D
60C00WCR		LED maximum	0.35					3.063" (78mm) H x 7.25" (184mm) W x 1.25" (31mm) D	
70C00VCR	700 Series	LED minimum	Optional mounting available			0.35			
70C00WCR		LED maximum		0.5					

Model							Option Description
Super-LED			LED				
5G	C6	M6	M9	400	600	700	
5GFLANGC	C6FC	M6FC	M9FC	4EFLANGE	6EFLANGE	7EFLANGE	Chrome plated flange
5GFLANGB	C6FB	M6FB	M9FB	4FLANGEB	6FLANGEB	7FLANGEB	Black flange
		M6BRUSH	M9BRUSH	-	-	-	Brush guard
		M6FCV2	-	-	-	-	Chrome flange for 2 lighthoods, vertical
	PLASC3V	M6FCV3	-	-	PLAST3V	-	Chrome flange for 3 lighthoods, vertical
	PLASC4V	M6FCV4	-	-	PLAST4V	-	Chrome flange for 4 lighthoods, vertical
		-	-	-	CAST3H	-	Cast aluminum housing for 3 lighthoods, horizontal
		-	-	-	CAST3	7CAST3	Cast aluminum housing for 3 lighthoods, vertical
		-	-	-	CAST4V	-	Cast aluminum housing for 4 lighthoods, vertical
		M6FC600	M9FC900	-	-	-	Chrome flange converts to hundred series lighthood



WARNING: These products may contain chemicals known to the State of California to cause cancer and birth defects or other reproductive harm. For more information, visit whelen.com/regulatory.

Scenelights

- Super-LED® surface mount lighthoods are instant on with no warm-up time
- 900 and M9 Series lighthoods are certified to meet KKK 1822-F requirements and AMD 024 Standard
- Hard-coated lenses minimize environmental damage from sand, sun, salt, and road chemicals
- Five year warranty



Model	Optics	Technology	Mount	Color	VDC	Amps	Patterns	Cable	Size
6SC0ENZR	600 Series	Super-LED	Surface	W	12	1.5	Steady	6" Pigtail	4.125" (105mm) H x 6.5" (165mm) W x 1.75" (44mm) D
60C0ELZR			Recess			2			
7SC0ENZR	700 Series		Surface			2			3.063" (78mm) H x 7.25" (184mm) W x 1.75" (44mm) D
70C0ELZR			Recess			2			
9SC0ENZR	900 Series		Surface, includes Chrome flange			6			7.125" (181mm) H x 9.125" (232mm) W x 1.75" (44mm) D
M6ZC	M6 Series		Surface			2			4.313" (109mm) H x 6.75" (170mm) W x 1.375" (35mm) D
M7ZC	M7 Series					2.25/peak 0.9/avg			3.375" (86mm) H x 7.625" (194mm) W x 1.375" (35mm) D
M9LZC	M9 Series		Surface, includes Chrome flange			6			6.5" (165mm) H x 10.375" (263mm) W x 1.375" (35mm) D
C9SL	SurfaceMax™		Surface, includes Chrome flange			6			8.133" (207mm) H x 10.128" (257mm) W x 2.001" (51mm) D

Model Series						Option Description
M6	M7	M9	600	700	900	
M6FC	M7FC	M9FC	6EFLANGE	7EFLANGE	90FLANGC	Chrome plated flange
M6FB	M7FB	M9FB	6FLANGEB	7FLANGEB	90FLANGB	Black flange



WARNING: These products may contain chemicals known to the State of California to cause cancer and birth defects or other reproductive harm. For more information, visit whelen.com/regulatory.

Interior Lighting

- **NEW** Strip-Lite™ Plus Compartment Light is available in High or Low intensity models
- Super-LED® model 86CE1 has 12 diodes and Hi/Low control and is certified to KKK 1822-F when properly installed
- LED 2" Round Series includes 2.5" adapter for customer supplied 2.5" grommet, plus a 3" and 3.5" flange mount
- Fluorent Plus™ Series is available in increments of 9" (228mm) and includes both a C clip for snap-in and P clip for fixed mounting. Silicone rubber end caps for fixed mounting. Silicone rubber end caps for fixed mounting.
- Hard-coated lenses minimize UV damage and resist scratches
- Five year warranty



Model	Optics	Technology	Mount	VDC	Amps	Cable	Size
86CE1	Rectangular interior dome	Super-LED	Requires cut-out, includes flange	12	2/high 0.20/low	6" Pigtail	6.438" (163mm) H x 8.188" (208mm) W x 1.25" (32mm) D
T0CACCCR	2" Round compartment	5mm LED	Surface		0.025		2" (51mm) Dia.
20C0CDCR	2G Series (4" round) compartment	Super-LED 12 diode	Surface mount requires optional mounting		0.360	6" Pigtail, includes Deutsch® connector	4" (102mm) Dia.
20C0CDCD							
5GC0CCCR	5G Series compartment	Super-LED	Includes Black grommet, requires optional mounting		0.525	3.188" (81mm) H x 7.438" (189mm) W x 1.5" (38mm) D	
NEW PSCOMPL NEW PSCOMPH	Strip-Lite Plus				0.41 0.83	0.525" (3mm) H X 1.68" (43mm) W, 11.11" (282mm) L	
F09PC	Fluorent Plus compartment tube lighting	Super-LED	Surface		0.06	0.625" (16mm) H x 9" (228mm) W	
F18PC					0.125	0.625" (16mm) H x 18" (457mm) W	
F27PC					0.16	0.625" (16mm) H x 27" (686mm) W	
F36PC					0.18	0.625" (16mm) H x 36" (914mm) W	
F45PC					0.24	0.625" (16mm) H x 45" (114cm) W	
F54PC					0.32	0.625" (16mm) H x 54" (137cm) W	
F63PC					0.42	0.625" (16mm) H x 63" (160cm) W	

Model	Series	Option Description
TFLANGEC	2" Round	Surface mount Chrome plated flange kit
TFLANGEB		Surface mount Black flange kit
TGROM2		Grommet mounting kit
2GFLANGC	2G (4" Round)	Surface mount Chrome plated flange kit
2GFLANGB		Surface mount Black flange kit
2GROMMET		Grommet mounting kit

Model	Series	Option Description
5GFLANGC	5G	Surface mount Chrome plated flange kit
5GFLANGB		Surface mount Black flange kit
PSBKT451	Strip-Lite	45° stainless steel bracket
PSBKT1		Guard for use with or without 45° angle bracket



WARNING: These products may contain chemicals known to the State of California to cause cancer and birth defects or other reproductive harm. For more information, visit whelen.com/regulatory.

Interior Lighting

- 3" Round Red, Red/White, and Blue/White are designed for better night vision and includes independent control of color and White light
- 6" Round extreme low profile surface mount is available in 24 volt models. Certified for NFPA 1901 and NFPA 1917 primary or alternative spec when properly configured
- 700 Series has illuminated switches
- 8" Round has high lumen output of 1,000/Hi and 80/Low, simulating natural light at midday. Certified to meet KKK-1822F requirements when properly installed
- Hard-coated lenses minimize UV damage and resist scratches
- Five year warranty



Model	Optics	Technology	Mount	Housing	Switch	VDC	Amps	Cable	Size
3SC0CDCR	3" Round LED	Compartment White	Surface Optional mounting available	Rubber gasket housing	-	12	0.380	6" Pigtail	3" (76mm) Dia.
3SR0CDRR		Nighttime illumination, Red					0.300		
3SBCCDCR		Compartment split Blue/White					0.310		
3SRCCDCR		Compartment split Red/White							
60C0EHCR	6" Round Super-LED®	Compartment 18 diode, White	Surface	-	Dual switches for On/Off color and On/Off and White	12	1.2/high 0.13/low	6" Pigtail	6" (152mm) Dia. x 0.625" (16mm) D
60C0EJCS		Compartment 6 diode, White					0.70/high		
60CBEGCS		Compartment 6 Blue diodes & 6 White diodes					0.70/White 0.50/Blue		
60CREGCS		Compartment 6 Red diodes & 6 White diodes					0.70/White 0.50/Red		
70CREGCS	700 Series	Compartment 30 Red diodes & 30 White diodes			Backlight dual switches for On/Off color and White		0.35/White 0.50/Red 2mA/switch		3.063" (78mm) H x 7.25" (184mm) W x 1.25" (31mm) D
80C0EHCR	8" Round Super-LED ambulance light	18 Diode, White	4 Screws, fits industry standard 8" cutout, no mounting hardware required	Chrome flange	Built-in Hi/Low intensity	12	1.2/high 0.13/low	6" Pigtail	8.625" (218mm) Dia. x 1" (24mm) D
80C00EZR		18 Diode, White	Fits 8" cutout with spring clip mounting, no mounting hardware required	White flange					
8WC00EZR		6 White diodes 3 Blue diodes	4 Screws	Chrome flange			1.5/White 0.50/color		
80CBEHCR		6 White diodes 3 Red diodes							
80CREHCR									



Model	3" Round Options
3FLANGEC	Chrome plated flange, surface mount
3GROMMET	Grommet mount



Model	700 Series Options
7EFLANGE	Chrome plated flange kit
7FLANGEB	Black flange kit

WARNING: These products may contain chemicals known to the State of California to cause cancer and birth defects or other reproductive harm. For more information, visit whelen.com/regulatory.

Illumination, Marker or Clearance, & Tank Light

- **NEW** Strip-Lite Plus XL Tank Light provides consistent intensity between colors when measuring the volume level in ¼ increments
- OS™ Series includes Chrome housing. It's 45° angle illuminates step surfaces and areas needing angled lighting. Interior or exterior use
- 2" Round Series marker or clearance light includes 2.5" adapter for customer supplied 2.5" grommet, plus a 3" and 3.5" flange mount
- PEL Series has 40° downward projected light for illumination of vehicle's perimeter
- Hard-coated lenses minimize environmental damage from sand, sun, salt, and road chemicals
- Includes 6" pigtail
- Five year warranty



Model	Optics	Technology	Application	Mount	Color	Lens	Housing	VDC	Amps	Patterns	Size
OSC0EDCR	OS Series	LED	White illumination	Surface	W	Clear	Chrome	12	0.3	Steady	1" (25mm) H x 1.5" (38mm) W x 0.5" (13mm) D
OAC0EDCR											1" (25mm) H x 1.875" (48mm) W x 0.875" (21mm) D
OSA00MCR											1" (25mm) H x 1.5" (38mm) W x 0.5" (13mm) D
OSR00MCR	2" Round		Marker or clearance		R	A	-	12	0.8/max 0.5/avg	Steady	2" (51mm) Dia.
TOA00MAR					A						
TOR00MRR					R	R					
NEW PSTANK2	Strip-Lite™ Plus XL		Fluid indicator		R,A,B,G		Black		0.083 per color		0.85" (22mm) H x 2.34" (59.4 mm) W x 11.14" (283 mm) L w/ flange
PELCC	PEL Series	Super-LED®	Ground perimeter lighting		W	Clear	Chrome	24	0.37		2.25" (56mm) H x 7.875" (201mm) W x 1.625" (42mm) D
PELCB							Black				
PELCC4							Chrome				
PELCB4							Black				

Model	2" Round Option Description
TGROM2	Rubber grommet mount
TFLANGEC	Surface mount flange, Chrome
TFLANGEB	Surface mount flange, Black
PSXLFC	Chrome Flange



WARNING: These products may contain chemicals known to the State of California to cause cancer and birth defects or other reproductive harm. For more information, visit whelen.com/regulatory.

PAR Replacement Lamps

- PAR lights have heavy-duty heatsink and industry standard brass slotted head connection point
- Hard-coated lenses minimize environmental damage from sand, sun, salt, and road chemicals
- Includes 6" pigtail
- Five year warranty



Model	Optics	Technology	Application	Mount	Color	Lens	Housing	VDC	Amps	Patterns	Size	
P46SLC	PAR-46	Super-LED®	2° Spotlight	Drop-in replacement for outdated halogen spotlight lamps	W	Clear	Black powder coated die-cast aluminum heatsink	12	2.3	Steady	5.625" (144mm) Dia x 2.688" (69mm) D	
P46SLCX						Smoked						
P46FL*			8° Spotlight		R, B, A, or W	Clear			1.9			
P46FLCX					W	Smoked						
P46WL*			20° x 60° Floodlight		R, B, A, or W	Clear			1.0 Warning			1 wire control for Spot and Warning
P46WLCX					W	Smoked						
P46S2*			8° Spotlight with Blue or Red warning		Clear	1.4 Spotlight			1 wire control for Spot, Warning with alternating flash			
P46S2X			8° Spotlight with California Steady Red									W/R
P46S2X2			8° Spotlight with Blue or Red warning									R/W
P46S2*3			8° Spotlight with Blue or Red warning		R with B, or R							
P36SLC	PAR-36		2° Spotlight		W		12/24	0.85 @ 12 VDC 0.325 @ 24 VDC	Steady	4.5" (111mm) Dia. x 2" (51mm) D		

Replace symbol * in model number with letter indicating color desired: B=Blue, R=Red




WARNING: These products may contain chemicals known to the State of California to cause cancer and birth defects or other reproductive harm. For more information, visit whelen.com/regulatory.

24 VDC Lighthoods

Special order, contact factory for availability. Non-returnable, non-cancelable. See 12V page for photo and details

Model	Series	Description	Color	12V Page
0SU0EDCR	0S Series	Illumination light	White	19
20U0CDCR	4" Round, 2G Series	Compartment light, level 3 intensity, optional mounting purchased separately	White	26
NEW 3SU00FCR	3" Round	Flashing warning	W with Clear Lens	16
NEW 3SS00FAR		Flashing warning	A with A Lens	
NEW 3SW00FRR		Flashing warning	R with R Lens	
50S03ZAR	500 Series	TIR6™ Super-LED® warning	A with A Lens	20
50T03ZBR		TIR6 Super-LED warning	B with B Lens	
50W03ZRR		TIR6 Super-LED warning	R with R Lens	
60U0EHCR	6" Round	Super-LED ambulance interior light, surface mount	White	27
60U0EJCS		6 LED interior light, surface mount, includes switch	White	
7SU0ENZR	700 Series	Gradient Opti-Scenelight™, surface mount	White	25
9SU0ENZR	900 Series	Super-LED Gradient Opti-Scenelight, surface mount	White with Chrome Flange	25
90BTT4		900 Series, 5mm brake/tail/turn, 2 flash patterns	Red	22
NEW C9SL4		SurfaceMax™	Scenelight, Includes Chrome Flange	
LINZ6*24	LINZ6™ Series	Linear Super-LED warning	A, B, R, or W, with Clear Lens	14
M2*24	M2 Series	Super-LED warning with Scan-Lock™ flash patterns	A, B, R, or W, with Color Lens	11
M2W*24		Super-LED warning, wide-angle	A, B, R, or W, with Color Lens	
M2W*C24		Super-LED warning, wide-angle	A, B, R, or W, with Clear Lens	
M4*24	M4 Series	Super-LED warning with Scan-Lock flash patterns	A, B, R, or W, with Color Lens	12
M6*24	M6 Series	Super-LED warning with Scan-Lock flash patterns	A, B, R, or W, with Color Lens	
M6*C24		Super-LED warning with Scan-Lock flash patterns	A, B, R, or W, with Clear Lens	
NEW M6V2*4		V-Series™, combination 180° warning and perimeter light	A, B, R, or W, with Clear Lens	
M6BTT24	M6 Series	Brake/Tail/Turn light	R with R Lens	23
M6BUW24		Back-Up light	W with Clear Lens	23
M6T24		Amber turn signal, sequential arrow	A with A Lens	23
M6ZC24	M7 Series	Super-LED Gradient Scenelight	W with Clear Lens	25
M7*24		Super-LED warning with Scan-Lock flash patterns	A, B, R, or W, with Color Lens	12
M7ZC24		Super-LED Gradient Scenelight	W with Clear Lens	25
M9*24	M9 Series	Super-LED warning with Scan-Lock flash patterns	A, B, R, or W, with Color Lens	13
NEW M9V2*4C		V-Series combination 180° warning and perimeter light	A, B, R, or W, with Chrome flange	
NEW M9V2*4B		V-Series combination 180° warning and perimeter light	A, B, R, or W, with Black flange	
MCRNS*4	Micron™	Super-LED warning, surface mount	A or W, with Black Flange	8
MPB4B	Pioneer™ Micro™	Super-LED work light, bail/stud mount	W with Black Housing	31
MPB4W		Super-LED work light, bail/stud mount	W with White Housing	
MPP4W		Super-LED work light, low profile pedestal/swivel mount	W with White Housing	
MPR4W		Super-LED work light, straight recessed mount	W with White Housing	
NP6B4B	Pioneer Nano™	Work/scene light, 6-LED, with bail mount	W with Black Housing	31
NP6B4W		Work/scene light, 6-LED, with bail mount	W with White Housing	
NEW PFH14	Pioneer Plus™	Single panel, Super-LED flood light	W with White Housing	31
NEW PFH24		Dual panel, Super-LED flood light	W with White Housing	
NEW PFH1P04		Single panel with pole/pedestal mount adapter	W with White Housing	
NEW PCH14	Pioneer	Single panel combination flood/spot with Proclera® silicone optics	W with White Housing	31
NEW PCH14P		Single panel with pole/pedestal mount adapter, combination flood/spot with Proclera silicone optics	W with White Housing	
NEW PCH14P1		Single panel with pole/pedestal mount adapter and On/Off switch, combination flood/spot with Proclera silicone optics	W with White Housing	
NEW PCH24		Dual panel combination flood/spot with Proclera silicone optics	W with White Housing	
NEW PCH24P		Dual panel with pole/pedestal mount adapter, combination flood/spot with Proclera silicone optics	W with White Housing	
NEW PCH24P1		Dual panel with pole/pedestal mount adapter and on/off switch, combination flood/spot with Proclera silicone optics	W with White Housing	
P46HHS4	PAR-46	Super-LED handheld spotlight, includes cigar cord, On/Off switch and magnet	W with Black Housing	29

Replace symbol* in model number with letter indicating color desired: A=Amber, B=Blue, C=White, R=Red
 For PAR, Pioneer and Wing Plow lights, request Whelen Product Bulletin for more information

 **WARNING:** These products may contain chemicals known to the State of California to cause cancer and birth defects or other reproductive harm. For more information, visit whelen.com/regulatory.

24 VDC Lighthoods Continued

Model	Series	Description	Color	12V Page
PELCB4	PEL Series	Super-LED perimeter enhancement light	W with Black Housing	28
PELCC4		Super-LED perimeter enhancement light	W with Chrome Housing	
PFBP12C4	PAR-36	Round 12 diode Super-LED flood light, with pedestal/swivel mount and an On/Off switch	W with Chrome Rear Cover	29
VTX609*4	Vertex™	Omni directional Super-LED warning	A, B, R, or W, with Clear Lens	18
NEW IONSM*4	ION™ Series	Surface mount	A, B, R, or W, with Black housing	4
WIONSC*4		Wide-angle Super-LED warning, surface mount	A, B, R, or W, with Chrome Flange	5
WIONSM*4		Wide-angle Super-LED warning, surface mount	A or W, with Black Flange	
WPLWZ3A4	Wing Plow™	2 LINZ6™ Super-LED warning lights, one for when plow is in use and one for when plow is stowed	A	14
NEW PSCOMPH4	Strip-Lite™ Plus Series	Compartment Light, High Intensity	W with Black Flange	26

Replace symbol* in model number with letter indicating color desired: A=Amber, B=Blue, C=White, R=Red



Pioneer™ Series Work Lights

With their structural design and innovative optic technology, Whelen's Pioneer Series Super-LED® Work Lights are reliable and efficient. Models feature a variety of sizes and mounting options for every application and price point. For more information, request Whelen's **Pioneer Series catalog**



Pioneer LiFe™



Pioneer Micro™



Pioneer Nano™




Pioneer Mounting Options



Pioneer SlimLine™



Pioneer & Pioneer Plus™ **NEW** With Proclera® Silicone Optics



Pioneer Quad™



Pioneer Surface Mount



Pioneer Max™




WARNING: These products may contain chemicals known to the State of California to cause cancer and birth defects or other reproductive harm. For more information, visit whelen.com/regulatory.



51 Winthrop Road
Chester, Connecticut 06412-0684
(860) 526-9504
www.whelen.com

ISO 9001 Registered QMS

Distributed by:



WhelenENG



Whelen Engineering reserves the right to upgrade and improve products without notice.
© 2019 Whelen Engineering Company, Inc. Printed in U.S.A.
NASCAR® is a registered trademark of the National Association for Stock Car Auto Racing, Inc.
Code No. 11337R - 10/10/19



OFFICIAL WARNING LIGHTS OF NASCAR