

2200 Series Traffic Advisor™



SUPER-LED® WARNING LIGHT ARRAY

SOLO™

The 2200 Series Traffic Advisor features the same sleek design, versatility, and reliability of its WeCanX® counterpart in an updated housing using our powerful ION™ T-Series™ lightheads. This Traffic Advisor can be used with either a TACTL5 control head (included) or a CTA module (purchased separately) providing additional versatility, making it an ideal lighting solution to suit your unique needs.



TA2240F



TACTL5

FEATURES

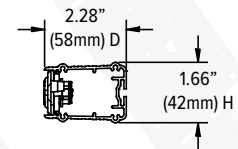
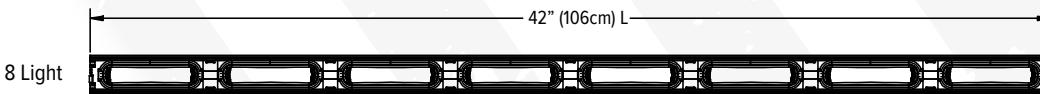
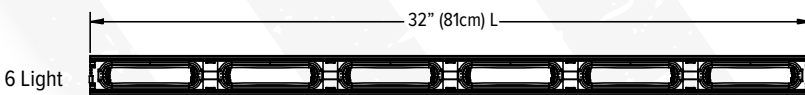
- Utilizes powerful ION T-Series lightheads with patented E Block™ technology
- SAE Class 1 and California Title 13 Certified
- IP67 Rated
- Super-LED®
- 10-30 VDC
- Compatible with TACTL5 control head and CTA module
- TACTL5 control head included
- Hard-coated lenses resist environmental damage from sand, sun, salt, and road chemicals
- Low current switching
- Slide bolt mount
- Available in multiple lengths
- Available in Amber only

TA2230F	32" Long, 6 Amber Lighthead w/ Flat End Caps
TA2240F	42" Long, 8 Amber Lighthead w/ Flat End Caps



OPTIONS

CTA	WeCanX Traffic Advisor Remote Module, Traffic Advisor Purchased Separately
-----	--



WARNING: This product may contain chemicals known to the State of California to cause cancer and birth defects or other reproductive harm. For more information, visit whelen.com/regulatory.

WHELEN ENGINEERING COMPANY, INC.

All products proudly designed, manufactured, and assembled in the U.S.A.
• ISO 9001 Registered QMS

Whelen Engineering reserves the right to upgrade and improve products without notice.
© 2023 Whelen Engineering Company, Inc. Printed in U.S.A.
Code No. P13481B - 11/23

WHELEN®
MANUFACTURED IN AMERICA

51 Winthrop Road
Chester, Connecticut 06412-0684
(860) 526-9504
www.whelen.com